



DIGITAL TERRARIUM THERMOMETER-HYGROMETER WITH 2 REMOTE SENSOR PROBES

SETTING THE CLOCK AND DATE

1. Press (MODE) button and hold down for three seconds. The minutes on clock will begin flashing.
2. Press (ADJ) button to change value of the minutes, hour, 12/24 hour, month and day.
3. Press (MODE) button to switch between minutes, hour, 12/24 hour, month and day.

NOTE: Original screen will return after one minute of inactivity.

To view date press (ADJ) button

SETTING THE ALARM CLOCK

1. Press (MODE) button to switch from clock to alarm clock.
2. While alarm is displayed press (MODE) button and hold down for three seconds. The minutes on alarm clock will begin flashing.
3. Press (ADJ) button to change value of the minutes and hour.
4. Press (MODE) button to switch between minutes and hour.

ACTIVATING ALARM CLOCK

1. Press (MODE) button to switch from clock to alarm clock.
2. Press (ADJ) button once, and the symbol [D] will appear, this indicates alarm is on. Press (ADJ) button again and a bell symbol will appear, this indicates hour notification signal is on. The hour notification signal sounds once at the top of every hour. Press (ADJ) button again to activate alarm clock and hour notification signal, press (ADJ) button again to clear all.

MEMORY FUNCTION

1. Press (MEMORY) button once for maximum temperature and relative humidity to display. Press (MEMORY) button again for minimum temperature and relative humidity to display. Press (MEMORY) button again to return to present temperature and relative humidity.
2. Press (MEMORY) button and hold down for three seconds to clear maximum temperature, minimum temperature and relative humidity.

COMFORT DISPLAY

When temperature remains between 68°F - 82°F (20°C - 28°C) and the relative humidity remains between 40% and 70% "☺COMFORT" will be displayed.

When relative humidity is above 70% "☹WET" is displayed.

When relative humidity is below 40% "☹DRY" is displayed.


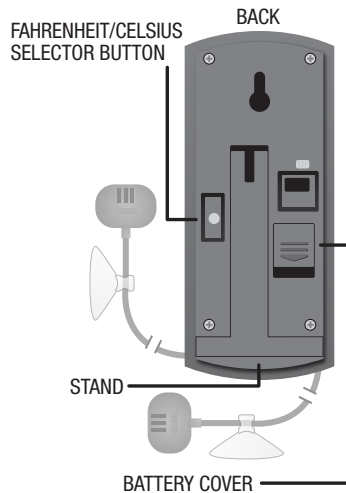
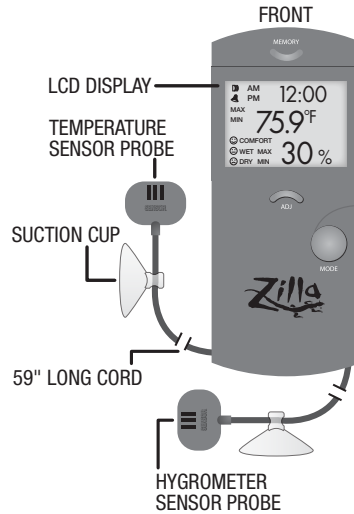
FAHRENHEIT/CELSIUS

Press (FAHRENHEIT/CELSIUS SELECTOR BUTTON) on back of unit to change between Fahrenheit and Celsius.

MOUNTING GAUGE (1.0)

1. Route sensor probes into terrarium. Use provided suction cups to position each sensor probe.
2. Position gauge in desired location outside of terrarium. The gauge has a built-in stand.

WARNING: Mount gauge and sensor probes out of reach of pets and away from water.



12 MONTH LIMITED WARRANTY

WHAT THE WARRANTY COVERS:

Central Garden & Pet Co. (Company) warrants this product (see Exclusions below) to the original purchaser against defective material and workmanship that occurs during normal use for 12 months from the date of original purchase. Company will, at Company's option, either repair or replace same without charge (no cash refunds will be made).

EXCLUSIONS:

1. Damage resulting from accident, misuse, abuse, lack of reasonable care, subjecting the product to any but the specified electrical service, other than normal and ordinary use of the product, subjecting the product to abnormal working conditions or any other failure not resulting from defects in materials or workmanship.
2. Damage resulting from modification, tampering with or attempted repair by anyone other than the Company.
3. Transfer of product to someone other than the original consumer purchaser.

LIMITATION OF IMPLIED WARRANTIES AND EXCLUSION OF CERTAIN DAMAGES:

The Company disclaims liability for incidental and consequential damages for breach of any express or implied warranty, including any implied warranty of merchantability, with respect to this product. This writing constitutes the entire agreement of the parties with respect to the subject matter hereof; no waiver or amendment shall be valid unless in writing signed by the Company. Some states do not allow the exclusion or limitation of consequential damages, so the above limitation or exclusion may not apply to you.

FOR WARRANTY/REPAIRS/RETURNS:

You must pay any postage, shipping charges, insurance costs and other expenses to return the product to Central Garden & Pet Co. However, if the necessary repairs are covered by the warranty, Company will pay the return shipping charges to any destination within the United States or Canada.

Contact the Company by telephone: 888-255-4527

or e-mail: warranty@zilla-rules.com

or contact the Company by writing to:

Central Garden & Pet Co.
5401 West Oakwood Park Drive
Franklin, WI 53132